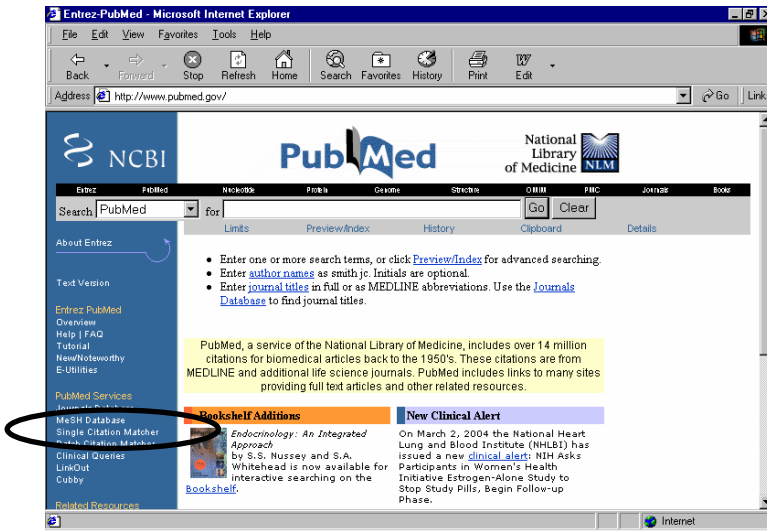
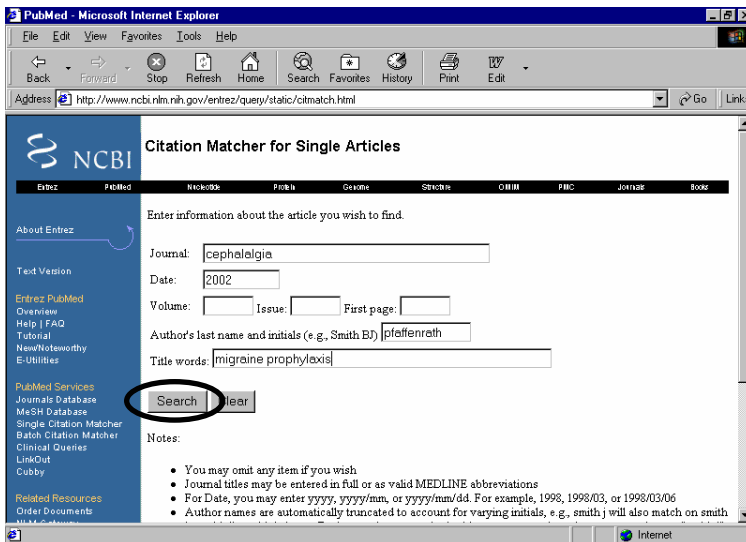


# Instructions for searching for references on the PubMed database

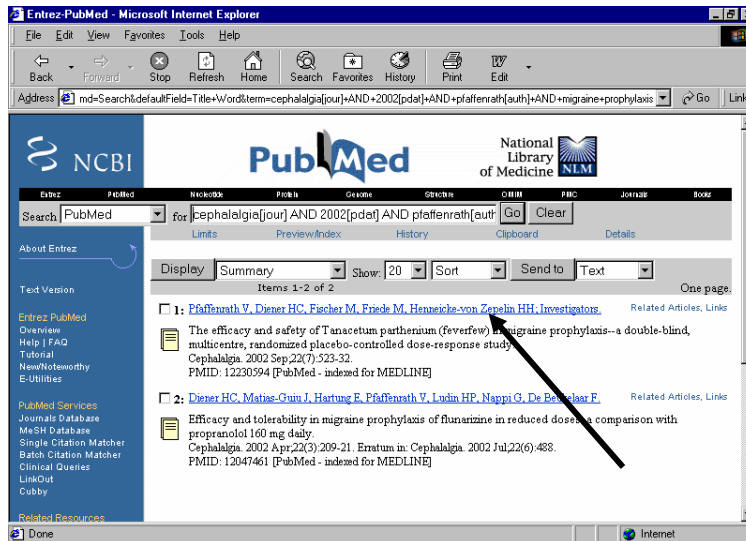
1. Go to PubMed on the internet. The address is [www.pubmed.gov](http://www.pubmed.gov)
2. On the side bar of the PubMed screen go to **Single Citation Matcher**.




3. Fill in the boxes on this screen as described in the instructions below the boxes. Using two or three of the most distinctive words from the title of the article will make your search easier. The words do not need to be next to each other in the title. Click the **Search** button



4. You may get more than one result. Scroll through the results until you come to the article you want. Click on the blue line under the authors' names to view the summary.



5. The summary may sometimes show a further link to the full text of the article, or to the publisher's website. A few articles may be available free of charge but most will require you to subscribe to the journal or pay by credit card to read the article.



6. If after reading the summary information you want to read the full article, you should contact your local library reference service and ask them to obtain it for you. There will usually be a charge for this service. The price will vary depending on whether the article is available in New Zealand or has to be ordered from overseas. Not all references are listed on PubMed. If you cannot find the article you are interested in, you should contact your local library service and ask them to assist.